


Summary Institution-Level Pass Rate Data: Traditional Teacher Preparation Program Within IHE


		HEOA - Title II 2021 - 2022 Academic Year				
Institution Name		Asbury University				
Institution Code		1019				
State		Kentucky				
						<i>April 5, 2023</i>
				Statewide		
Group	Number Taking Assessment¹	Number Passing Assessment²	Institutional Pass Rate	Number Taking Assessment¹	Number Passing Assessment²	Statewide Pass Rate
All program completers, 2021-22	39	37	95%	1338	1206	90%
All program completers, 2020-21	37	36	97%	1549	1462	94%
All program completers, 2019-20	48	44	92%	1608	1544	96%

Note: In cases where there are less than ten students taking the assessment or license/certificate, the number passing and pass rate are not reported.

¹ Number of completers taking one or more assessments within their area of specialization.


² Summary level "Number Taking Assessment" may differ from assessment level "Number Taking Assessment" because each student is counted once at the summary level but may be counted in multiple assessments at the assessment level.

Single Assessment Institution-Level Pass Rate Data: Traditional Teacher Preparation Program Within IHE


	HEOA - Title II 2021 - 2022 Academic Year
	Institution Name Asbury University
	Institution Code 1019
	State Kentucky

Assessment Information ¹	Group	Number Taking Assessment	Number Passing Assessment	Institutional Pass Rate	Institutional Average Scaled Score	Assessment Cut Score ²	Statewide		
							Number Taking Assessment	Number Passing Assessment	Statewide Pass Rate
AGRICULTURE (5701) Test Company: ETS Score Range: 100-200	All enrolled students who have completed all nonclinical courses, 2021-22						7		
	Other enrolled students, 2021-22								
	All program completers, 2021-22						27	25	93%
	All program completers, 2020-21						33	33	100%
	All program completers, 2019-20						35	35	100%
ART CONTENT AND ANALYSIS (5135) Test Company: ETS Score Range: 100-200	All enrolled students who have completed all nonclinical courses, 2021-22						5		
	Other enrolled students, 2021-22						7		
	All program completers, 2021-22						30	21	70%
	All program completers, 2020-21						22	19	86%
	All program completers, 2019-20	1				161	26	23	88%
BIOLOGY CONTENT KNOWLEDGE (0235) Test Company: ETS Score Range: 100-200	All enrolled students who have completed all nonclinical courses, 2021-22						2		
	Other enrolled students, 2021-22						9		
	All program completers, 2021-22						14	14	100%
	All program completers, 2020-21						18	18	100%
	All program completers, 2019-20						15	15	100%
BUSINESS ED CONTENT KNOWLEDGE (5101) Test Company: ETS Score Range: 100-200	All enrolled students who have completed all nonclinical courses, 2021-22						2		
	Other enrolled students, 2021-22						8		
	All program completers, 2021-22						4		
	All program completers, 2020-21						5		
	All program completers, 2019-20						3		


Single Assessment Institution-Level Pass Rate Data: Traditional Teacher Preparation Program Within IHE

		HEOA - Title II 2021 - 2022 Academic Year					Statewide			
Institution Name Institution Code State		Asbury University 1019 Kentucky								
Assessment Information¹	Group	Number Taking Assessment	Number Passing Assessment	Institutional Pass Rate	Institutional Average Scaled Score	Assessment Cut Score²	Number Taking Assessment	Number Passing Assessment	Statewide Pass Rate	
CHEMISTRY CONTENT KNOWLEDGE (0245) <i>Test Company: ETS</i> <i>Score Range: 100-200</i>	All enrolled students who have completed all nonclinical courses, 2021-22						1			
	Other enrolled students, 2021-22						3			
	All program completers, 2021-22						3			
	All program completers, 2020-21						8			
	All program completers, 2019-20						3			
EARTH AND SPACE SCIENCES - CK (5571) <i>Test Company: ETS</i> <i>Score Range: 100-200</i>	All enrolled students who have completed all nonclinical courses, 2021-22									
	Other enrolled students, 2021-22						2			
	All program completers, 2021-22						1			
	All program completers, 2020-21									
	All program completers, 2019-20						1			
ED OF DEAF AND HARD OF HEARING (5272) <i>Test Company: ETS</i> <i>Score Range: 100-200</i>	All enrolled students who have completed all nonclinical courses, 2021-22						1			
	Other enrolled students, 2021-22									
	All program completers, 2021-22						3			
	All program completers, 2020-21						4			
	All program completers, 2019-20						11	10	91%	
ELEM ED MULTI SUBJ MATHEMATICS (5003) <i>Test Company: ETS</i> <i>Score Range: 100-200</i>	All enrolled students who have completed all nonclinical courses, 2021-22	5				157	188	159	85%	
	Other enrolled students, 2021-22	6				157	294	250	85%	
	All program completers, 2021-22	27	26	96%	173	157	705	663	94%	
	All program completers, 2020-21	29	29	100%	179	157	798	779	98%	
	All program completers, 2019-20	32	30	94%	177	157	845	835	99%	


Single Assessment Institution-Level Pass Rate Data: Traditional Teacher Preparation Program Within IHE

		HEOA - Title II 2021 - 2022 Academic Year					Statewide			
Institution Name Institution Code State		Asbury University 1019 Kentucky								
Assessment Information¹	Group	Number Taking Assessment	Number Passing Assessment	Institutional Pass Rate	Institutional Average Scaled Score	Assessment Cut Score²	Number Taking Assessment	Number Passing Assessment	Statewide Pass Rate	
ELEM ED MULTI SUBJ READING LANG ARTS (5002) <i>Test Company: ETS</i> <i>Score Range: 100-200</i>	All enrolled students who have completed all nonclinical courses, 2021-22	5				157	198	168	85%	
	Other enrolled students, 2021-22	6				157	300	258	86%	
	All program completers, 2021-22	27	26	96%	168	157	708	672	95%	
	All program completers, 2020-21	29	29	100%	169	157	797	782	98%	
	All program completers, 2019-20	32	31	97%	169	157	845	837	99%	
ELEM ED MULTI SUBJ SCIENCES (5005) <i>Test Company: ETS</i> <i>Score Range: 100-200</i>	All enrolled students who have completed all nonclinical courses, 2021-22	5				159	187	138	74%	
	Other enrolled students, 2021-22	4				159	286	227	79%	
	All program completers, 2021-22	27	25	93%	169	159	703	643	91%	
	All program completers, 2020-21	29	28	97%	169	159	794	765	96%	
	All program completers, 2019-20	32	29	91%	169	159	840	822	98%	
ELEM ED MULTI SUBJ SOCIAL STUDIES (5004) <i>Test Company: ETS</i> <i>Score Range: 100-200</i>	All enrolled students who have completed all nonclinical courses, 2021-22	5				155	179	123	69%	
	Other enrolled students, 2021-22	3				155	275	214	78%	
	All program completers, 2021-22	27	25	93%	167	155	701	622	89%	
	All program completers, 2020-21	29	28	97%	165	155	792	751	95%	
	All program completers, 2019-20	32	30	94%	165	155	841	813	97%	
ENGLISH LANGUAGE ARTS: CONTENT AND ANALYSIS (5039) <i>Test Company: ETS</i> <i>Score Range: 100-200</i>	All enrolled students who have completed all nonclinical courses, 2021-22						11	10	91%	
	Other enrolled students, 2021-22	1				168	27	18	67%	
	All program completers, 2021-22	1				168	70	68	97%	
	All program completers, 2020-21						83	81	98%	
	All program completers, 2019-20	2				168	58	56	97%	


Single Assessment Institution-Level Pass Rate Data: Traditional Teacher Preparation Program Within IHE

		HEOA - Title II 2021 - 2022 Academic Year					Statewide			
Institution Name		Asbury University								
Institution Code		1019								
State		Kentucky								
Assessment Information¹	Group	Number Taking Assessment	Number Passing Assessment	Institutional Pass Rate	Institutional Average Scaled Score	Assessment Cut Score²	Number Taking Assessment	Number Passing Assessment	Statewide Pass Rate	
ENGLISH TO SPEAKERS OF OTHER LANGUAGES (5362) Test Company: ETS Score Range: 100-200	All enrolled students who have completed all nonclinical courses, 2021-22									
	Other enrolled students, 2021-22	1				155	2			
	All program completers, 2021-22	1				155	6			
	All program completers, 2020-21	2				155	7			
	All program completers, 2019-20									
FAMILY AND CONSUMER SCIENCES (5122) Test Company: ETS Score Range: 100-200	All enrolled students who have completed all nonclinical courses, 2021-22									
	Other enrolled students, 2021-22									
	All program completers, 2021-22						7			
	All program completers, 2020-21						13	12	92%	
	All program completers, 2019-20						11	11	100%	
FRENCH WORLD LANGUAGE (5174) Test Company: ETS Score Range: 100-200	All enrolled students who have completed all nonclinical courses, 2021-22									
	Other enrolled students, 2021-22						1			
	All program completers, 2021-22						1			
	All program completers, 2020-21									
	All program completers, 2019-20									
GERMAN WORLD LANGUAGE (5183) Test Company: ETS Score Range: 100-200	All enrolled students who have completed all nonclinical courses, 2021-22									
	Other enrolled students, 2021-22									
	All program completers, 2021-22									
	All program completers, 2020-21						1			
	All program completers, 2019-20						1			

Single Assessment Institution-Level Pass Rate Data: Traditional Teacher Preparation Program Within IHE


		HEOA - Title II 2021 - 2022 Academic Year					Statewide			
Institution Name		Asbury University								
Institution Code		1019								
State		Kentucky								
Assessment Information¹	Group	Number Taking Assessment	Number Passing Assessment	Institutional Pass Rate	Institutional Average Scaled Score	Assessment Cut Score²	Number Taking Assessment	Number Passing Assessment	Statewide Pass Rate	
HEALTH AND PE (5857) Test Company: ETS Score Range: 100-200	All enrolled students who have completed all nonclinical courses, 2021-22						4			
	Other enrolled students, 2021-22						4			
	All program completers, 2021-22	3				160	37	35	95%	
	All program completers, 2020-21	2				160	24	23	96%	
	All program completers, 2019-20	1				160	28	28	100%	
HEALTH EDUCATION (5551) Test Company: ETS Score Range: 100-200	All enrolled students who have completed all nonclinical courses, 2021-22									
	Other enrolled students, 2021-22						3			
	All program completers, 2021-22						2			
	All program completers, 2020-21						1			
	All program completers, 2019-20						1			
INTERDIS EARLY CHILD EDUCATION (5023) Test Company: ETS Score Range: 100-200	All enrolled students who have completed all nonclinical courses, 2021-22						13	12	92%	
	Other enrolled students, 2021-22						23	22	96%	
	All program completers, 2021-22						34	32	94%	
	All program completers, 2020-21						56	54	96%	
	All program completers, 2019-20						73	73	100%	
LATIN (5601) Test Company: ETS Score Range: 100-200	All enrolled students who have completed all nonclinical courses, 2021-22						1			
	Other enrolled students, 2021-22									
	All program completers, 2021-22						1			
	All program completers, 2020-21									
	All program completers, 2019-20									

Single Assessment Institution-Level Pass Rate Data: Traditional Teacher Preparation Program Within IHE

	HEOA - Title II 2021 - 2022 Academic Year
	Institution Name Asbury University
	Institution Code 1019
	State Kentucky


Assessment Information ¹	Group	Number Taking Assessment	Number Passing Assessment	Institutional Pass Rate	Institutional Average Scaled Score	Assessment Cut Score ²	Statewide		
							Number Taking Assessment	Number Passing Assessment	Statewide Pass Rate
MATHEMATICS CONTENT KNOWLEDGE (5161) Test Company: ETS Score Range: 100-200	All enrolled students who have completed all nonclinical courses, 2021-22						1		
	Other enrolled students, 2021-22						8		
	All program completers, 2021-22	2				160	11	9	82%
	All program completers, 2020-21	1				160	31	26	84%
	All program completers, 2019-20	1				160	29	29	100%
MATHEMATICS (5165) Test Company: ETS Score Range: 100-200	All enrolled students who have completed all nonclinical courses, 2021-22						6		
	Other enrolled students, 2021-22						8		
	All program completers, 2021-22						16	15	94%
	All program completers, 2020-21						8		
	All program completers, 2019-20						5		
MIDDLE SCHOOL ENG LANG ARTS (5047) Test Company: ETS Score Range: 100-200	All enrolled students who have completed all nonclinical courses, 2021-22						13	5	38%
	Other enrolled students, 2021-22						27	12	44%
	All program completers, 2021-22	4				164	65	50	77%
	All program completers, 2020-21	1				164	63	44	70%
	All program completers, 2019-20						76	60	79%
MIDDLE SCHOOL MATHEMATICS (5164) Test Company: ETS Score Range: 100-200	All enrolled students who have completed all nonclinical courses, 2021-22						8		
	Other enrolled students, 2021-22						11	8	73%
	All program completers, 2021-22						30	29	97%
	All program completers, 2020-21						5		
	All program completers, 2019-20						1		

Single Assessment Institution-Level Pass Rate Data: Traditional Teacher Preparation Program Within IHE


	HEOA - Title II 2021 - 2022 Academic Year
	Institution Name Asbury University
	Institution Code 1019
	State Kentucky

Assessment Information ¹	Group	Number Taking Assessment	Number Passing Assessment	Institutional Pass Rate	Institutional Average Scaled Score	Assessment Cut Score ²	Statewide		
							Number Taking Assessment	Number Passing Assessment	Statewide Pass Rate
MIDDLE SCHOOL MATHEMATICS (5169) Test Company: ETS Score Range: 100-200	All enrolled students who have completed all nonclinical courses, 2021-22						4		
	Other enrolled students, 2021-22						9		
	All program completers, 2021-22						32	32	100%
	All program completers, 2020-21						86	80	93%
	All program completers, 2019-20	2				165	89	88	99%
MIDDLE SCHOOL SCIENCE (5440) Test Company: ETS Score Range: 100-200	All enrolled students who have completed all nonclinical courses, 2021-22						4		
	Other enrolled students, 2021-22						4		
	All program completers, 2021-22						6		
	All program completers, 2020-21	1				150	51	48	94%
	All program completers, 2019-20						53	50	94%
MIDDLE SCHOOL SCIENCE (5442) Test Company: ETS Score Range: 100-200	All enrolled students who have completed all nonclinical courses, 2021-22						6		
	Other enrolled students, 2021-22						11	10	91%
	All program completers, 2021-22						30	28	93%
	All program completers, 2020-21						7		
	All program completers, 2019-20								
MIDDLE SCHOOL SOCIAL STUDIES (5089) Test Company: ETS Score Range: 100-200	All enrolled students who have completed all nonclinical courses, 2021-22	1				149	12	9	75%
	Other enrolled students, 2021-22						20	18	90%
	All program completers, 2021-22	1				149	66	65	98%
	All program completers, 2020-21	1				149	65	60	92%
	All program completers, 2019-20	2				149	100	92	92%

Single Assessment Institution-Level Pass Rate Data: Traditional Teacher Preparation Program Within IHE


		<p align="center">HEOA - Title II 2021 - 2022 Academic Year</p>							
Institution Name		Asbury University							
Institution Code		1019							
State		Kentucky							
Assessment Information ¹	Group	Number Taking Assessment	Number Passing Assessment	Institutional Pass Rate	Institutional Average Scaled Score	Assessment Cut Score ²	Statewide		
							Number Taking Assessment	Number Passing Assessment	Statewide Pass Rate
MUSIC CONTENT & INSTRUCTION (5114) Test Company: ETS Score Range: 100-200	All enrolled students who have completed all nonclinical courses, 2021-22	1				162	14	8	57%
	Other enrolled students, 2021-22						8		
	All program completers, 2021-22	1				162	61	50	82%
	All program completers, 2020-21						77	62	81%
	All program completers, 2019-20	2				162	80	73	91%
MUSIC: INSTRUMENTAL AND GENERAL KNOWLEDGE (5115) Test Company: ETS Score Range: 100-200	All enrolled students who have completed all nonclinical courses, 2021-22						1		
	Other enrolled students, 2021-22								
	All program completers, 2021-22						13	13	100%
	All program completers, 2020-21								
	All program completers, 2019-20								
MUSIC: VOCAL AND GENERAL KNOWLEDGE (5116) Test Company: ETS Score Range: 100-200	All enrolled students who have completed all nonclinical courses, 2021-22								
	Other enrolled students, 2021-22								
	All program completers, 2021-22						5		
	All program completers, 2020-21								
	All program completers, 2019-20								
PHYSICAL ED CONTENT AND DESIGN (5095) Test Company: ETS Score Range: 100-200	All enrolled students who have completed all nonclinical courses, 2021-22						1		
	Other enrolled students, 2021-22						1		
	All program completers, 2021-22						9		
	All program completers, 2020-21						4		
	All program completers, 2019-20	1				169	37	35	95%

Single Assessment Institution-Level Pass Rate Data: Traditional Teacher Preparation Program Within IHE


	HEOA - Title II 2021 - 2022 Academic Year
	Institution Name Asbury University
	Institution Code 1019
	State Kentucky

Assessment Information ¹	Group	Number Taking Assessment	Number Passing Assessment	Institutional Pass Rate	Institutional Average Scaled Score	Assessment Cut Score ²	Statewide		
							Number Taking Assessment	Number Passing Assessment	Statewide Pass Rate
PHYSICS CONTENT KNOWLEDGE (5265) Test Company: ETS Score Range: 100-200	All enrolled students who have completed all nonclinical courses, 2021-22						1		
	Other enrolled students, 2021-22								
	All program completers, 2021-22						1		
	All program completers, 2020-21								
	All program completers, 2019-20								
PRINC LEARNING AND TEACHING 5-9 (5623) Test Company: ETS Score Range: 100-200	All enrolled students who have completed all nonclinical courses, 2021-22	2				160	30	27	90%
	Other enrolled students, 2021-22						42	40	95%
	All program completers, 2021-22	4				160	175	174	99%
	All program completers, 2020-21	2				160	201	198	99%
	All program completers, 2019-20	2				160	204	204	100%
PRINC LEARNING AND TEACHING 7-12 (5624) Test Company: ETS Score Range: 100-200	All enrolled students who have completed all nonclinical courses, 2021-22	1				160	54	49	91%
	Other enrolled students, 2021-22	1				160	72	65	90%
	All program completers, 2021-22	5				160	296	290	98%
	All program completers, 2020-21	5				160	359	355	99%
	All program completers, 2019-20	9				160	301	299	99%
PRINC LEARNING AND TEACHING K-6 (5622) Test Company: ETS Score Range: 100-200	All enrolled students who have completed all nonclinical courses, 2021-22	5				160	159	145	91%
	Other enrolled students, 2021-22						178	167	94%
	All program completers, 2021-22	30	29	97%	173	160	752	732	97%
	All program completers, 2020-21	29	29	100%	173	160	837	828	99%
	All program completers, 2019-20	33	31	94%	172	160	891	885	99%


Single Assessment Institution-Level Pass Rate Data: Traditional Teacher Preparation Program Within IHE

		HEOA - Title II 2021 - 2022 Academic Year					Statewide				
Institution Name		Asbury University					Number Taking Assessment		Number Passing Assessment		Statewide Pass Rate
Institution Code		1019									
State		Kentucky									
Assessment Information¹		Group	Number Taking Assessment	Number Passing Assessment	Institutional Pass Rate	Institutional Average Scaled Score	Assessment Cut Score²	Number Taking Assessment	Number Passing Assessment	Statewide Pass Rate	
SE CK AND MILD TO MODERATE APPL (5543) <i>Test Company: ETS</i> <i>Score Range: 100-200</i>	All enrolled students who have completed all nonclinical courses, 2021-22						26	23	88%		
	Other enrolled students, 2021-22						65	61	94%		
	All program completers, 2021-22	3				158	161	159	99%		
	All program completers, 2020-21	3				158	181	179	99%		
	All program completers, 2019-20	7				158	179	179	100%		
SE CK AND SEVERE TO PROF APPL (5545) <i>Test Company: ETS</i> <i>Score Range: 100-200</i>	All enrolled students who have completed all nonclinical courses, 2021-22						8				
	Other enrolled students, 2021-22						1				
	All program completers, 2021-22						29	29	100%		
	All program completers, 2020-21						29	29	100%		
	All program completers, 2019-20						42	42	100%		
SE CORE KNOWLEDGE & APPLICATIONS (5354) <i>Test Company: ETS</i> <i>Score Range: 100-200</i>	All enrolled students who have completed all nonclinical courses, 2021-22						2				
	Other enrolled students, 2021-22										
	All program completers, 2021-22						4				
	All program completers, 2020-21						35	35	100%		
	All program completers, 2019-20						34	34	100%		
SE TEACHING STU WVISUAL IMPAIRMENT (5282) <i>Test Company: ETS</i> <i>Score Range: 100-200</i>	All enrolled students who have completed all nonclinical courses, 2021-22						1				
	Other enrolled students, 2021-22										
	All program completers, 2021-22										
	All program completers, 2020-21										
	All program completers, 2019-20										

Single Assessment Institution-Level Pass Rate Data: Traditional Teacher Preparation Program Within IHE

		HEOA - Title II 2021 - 2022 Academic Year					Statewide				
Institution Name		Asbury University					Number Taking Assessment		Number Passing Assessment		Statewide Pass Rate
Institution Code		1019									
State		Kentucky									
Assessment Information¹		Group	Number Taking Assessment	Number Passing Assessment	Institutional Pass Rate	Institutional Average Scaled Score	Assessment Cut Score²	Number Taking Assessment	Number Passing Assessment	Statewide Pass Rate	
SOCIAL STUDIES CONTENT & INTERPRETATION (5086) <i>Test Company: ETS</i> <i>Score Range: 100-200</i>	All enrolled students who have completed all nonclinical courses, 2021-22	1				153	21	14	67%		
	Other enrolled students, 2021-22						50	41	82%		
	All program completers, 2021-22						74	69	93%		
	All program completers, 2020-21	1				153	105	100	95%		
	All program completers, 2019-20	3				153	90	86	96%		
SPANISH WORLD LANGUAGE (5195) <i>Test Company: ETS</i> <i>Score Range: 100-200</i>	All enrolled students who have completed all nonclinical courses, 2021-22						1				
	Other enrolled students, 2021-22	1				168	3				
	All program completers, 2021-22						8				
	All program completers, 2020-21						9				
	All program completers, 2019-20						11	7	64%		
SPEECH LANGUAGE PATHOLOGY (5331) <i>Test Company: ETS</i> <i>Score Range: 100-200</i>	All enrolled students who have completed all nonclinical courses, 2021-22										
	Other enrolled students, 2021-22										
	All program completers, 2021-22										
	All program completers, 2020-21						29	29	100%		
	All program completers, 2019-20						23	23	100%		
TECHNOLOGY EDUCATION (5051) <i>Test Company: ETS</i> <i>Score Range: 100-200</i>	All enrolled students who have completed all nonclinical courses, 2021-22										
	Other enrolled students, 2021-22										
	All program completers, 2021-22						2				
	All program completers, 2020-21						1				
	All program completers, 2019-20										

Single Assessment Institution-Level Pass Rate Data: Traditional Teacher Preparation Program Within IHE

	HEOA - Title II 2021 - 2022 Academic Year
	Institution Name Asbury University
	Institution Code 1019
	State Kentucky

Assessment Information ¹	Group	Number Taking Assessment	Number Passing Assessment	Institutional Pass Rate	Institutional Average Scaled Score	Assessment Cut Score ²	Statewide		
							Number Taking Assessment	Number Passing Assessment	Statewide Pass Rate
THEATRE (5641) Test Company: ETS Score Range: 100-200	All enrolled students who have completed all nonclinical courses, 2021-22						1		
	Other enrolled students, 2021-22								
	All program completers, 2021-22								
	All program completers, 2020-21						4		
	All program completers, 2019-20						1		

Note: In cases where there are less than ten students taking the assessment or license/certificate, the number passing and pass rate are not reported.

¹Tests with multiple delivery options (computer, paper, etc.) will be noted with the assessment code for one format only.

²Cut scores may vary for groups depending upon when the cut scores are established by the state and when each group completed their teacher certification or licensure assessment.

Single Assessment Institution-Level Pass Rate Data: *Traditional Teacher Preparation Program Within IHE*

April 5, 2023

Statewide Average Scaled Score
167
166
166
166
167
168
162
168
169

Single Assessment Institution-Level Pass Rate Data: *Traditional Teacher Preparation Program Within IHE*

April 5, 2023

Statewide Average Scaled Score
168
172
172
175
177
178

Single Assessment Institution-Level Pass Rate Data: *Traditional Teacher Preparation Program Within IHE*

April 5, 2023

Statewide Average Scaled Score
168
167
170
171
171
166
166
169
171
171
161
163
165
166
167
171
175
176
177
177

Single Assessment Institution-Level Pass Rate Data: *Traditional Teacher Preparation Program Within IHE*

April 5, 2023

Statewide Average Scaled Score
166
170
169
177
177
180
178
179

Single Assessment Institution-Level Pass Rate Data: *Traditional Teacher Preparation Program Within IHE*

April 5, 2023

Statewide Average Scaled Score
169
167
172
180
162
162
166
166
168
170
171

Single Assessment Institution-Level Pass Rate Data: *Traditional Teacher Preparation Program Within IHE*

April 5, 2023

Statewide Average Scaled Score
177
174
177
160
161
165
164
161
169
165
165
166

Single Assessment Institution-Level Pass Rate Data: *Traditional Teacher Preparation Program Within IHE*

April 5, 2023

Statewide Average Scaled Score
171
176
176
176
177
172
176
177
177
177
173
175
175
176
177

Single Assessment Institution-Level Pass Rate Data: *Traditional Teacher Preparation Program Within IHE*

April 5, 2023

Statewide Average Scaled Score
169
171
174
173
174
178
178
181
179
174

Single Assessment Institution-Level Pass Rate Data: *Traditional Teacher Preparation Program Within IHE*

April 5, 2023

Statewide Average Scaled Score
154
165
165
165
167
167
176
174

Single Assessment Institution-Level Pass Rate Data: *Traditional Teacher Preparation Program Within IHE*

April 5, 2023

Statewide Average Scaled Score