


**Summary Institution-Level Pass Rate Data: Traditional Teacher Preparation Program Within IHE**


|  |   |  |                                |   |  |                            |
|--|---|--|--------------------------------|---|--|----------------------------|
|  |   | <b>HEOA - Title II<br/>2020 - 2021 Academic Year</b> |                                |   |  |                            |
| <b>Institution Name</b>  |   | Asbury University                                    |                                |   |  |                            |
| <b>Institution Code</b>  |   | 1019   |                                |   |  |                            |
| <b>State</b>   |   | Kentucky   |                                |   |  |                            |
| <small>April 4, 2022</small>   |   |  |                                |   |  |                            |
|  |   |  |                                | <b>Statewide</b>                            |  |                            |
| <b>Group</b>   | <b>Number Taking Assessment<sup>1</sup></b> | <b>Number Passing Assessment<sup>2</sup></b>         | <b>Institutional Pass Rate</b> | <b>Number Taking Assessment<sup>1</sup></b> | <b>Number Passing Assessment<sup>2</sup></b> | <b>Statewide Pass Rate</b> |
| All program completers, 2020-21  | 37  | 34   | 92%                            | 1534  | 1394   | 91%                        |
| All program completers, 2019-20  | 48  | 43   | 90%                            | 1599  | 1512   | 95%                        |
| All program completers, 2018-19  | 31  | 29   | 94%                            | 1577  | 1517   | 96%                        |

Note: In cases where there are less than ten students taking the assessment or license/certificate, the number passing and pass rate are not reported.


<sup>1</sup> Number of completers taking one or more assessments within their area of specialization.

<sup>2</sup> Summary level "Number Taking Assessment" may differ from assessment level "Number Taking Assessment" because each student is counted once at the summary level but may be counted in multiple assessments at the assessment level.


Single Assessment Institution-Level Pass Rate Data: *Traditional Teacher Preparation Program Within IHE*

|                            |   | <b>HEOA - Title II<br/>2020 - 2021 Academic Year</b> |   |                                 |                                  |                                | Statewide <span style="float: right; font-size: small;">April 4, 2022</span> |   |                                  |                                  |                            |                                       |
|--|---|--|---|---------------------------------|----------------------------------|--------------------------------|--|---|----------------------------------|----------------------------------|----------------------------|---------------------------------------|
| <b>Institution Name</b>  |   | <b>Asbury University</b>                             |   |                                 |                                  |                                | <b>Number Taking Assessment</b>  |   | <b>Number Passing Assessment</b> |                                  | <b>Statewide Pass Rate</b> |                                       |
| <b>Institution Code</b>  |   | <b>1019</b>  |   |                                 |                                  |                                | <b>Number Taking Assessment</b>  |   | <b>Number Passing Assessment</b> |                                  | <b>Statewide Pass Rate</b> |                                       |
| <b>State</b>   |   | <b>Kentucky</b>                                      |   |                                 |                                  |                                | <b>Number Taking Assessment</b>  |   | <b>Number Passing Assessment</b> |                                  | <b>Statewide Pass Rate</b> |                                       |
| <b>Assessment Information<sup>1</sup></b>  |   | <b>Group</b>   |   | <b>Number Taking Assessment</b> | <b>Number Passing Assessment</b> | <b>Institutional Pass Rate</b> | <b>Institutional Average Scaled Score</b>                                    | <b>Assessment Cut Score<sup>2</sup></b> | <b>Number Taking Assessment</b>  | <b>Number Passing Assessment</b> | <b>Statewide Pass Rate</b> | <b>Statewide Average Scaled Score</b> |
| <b>AGRICULTURE (5701)</b><br><br><i>Test Company: ETS</i><br><i>Score Range: 100-200</i>                   | All enrolled students who have completed all nonclinical courses, 2020-21 |  |   |                                 |                                  |                                |  |   | 7                                |                                  |                            |                                       |
|  | Other enrolled students, 2020-21  |  |   |                                 |                                  |                                |  |   | 4                                |                                  |                            |                                       |
|  | All program completers, 2020-21   |  |   |                                 |                                  |                                |  |   | 31                               | 31                               | 100%                       | 165                                   |
|  | All program completers, 2019-20   |  |   |                                 |                                  |                                |  |   | 34                               | 34                               | 100%                       | 166                                   |
|  | All program completers, 2018-19   |  |   |                                 |                                  |                                |  |   | 34                               | 34                               | 100%                       | 167                                   |
| <b>ART CONTENT AND ANALYSIS (5135)</b><br><br><i>Test Company: ETS</i><br><i>Score Range: 100-200</i>      | All enrolled students who have completed all nonclinical courses, 2020-21 |  |   |                                 |                                  |                                |  |   | 3                                |                                  |                            |                                       |
|  | Other enrolled students, 2020-21  |  |   |                                 |                                  |                                |  |   | 3                                |                                  |                            |                                       |
|  | All program completers, 2020-21   |  |   |                                 |                                  |                                |  |   | 22                               | 19                               | 86%                        | 167                                   |
|  | All program completers, 2019-20   |  | 1 |                                 |                                  |                                |  | 161                                     | 26                               | 22                               | 85%                        | 167                                   |
|  | All program completers, 2018-19   |  | 1 |                                 |                                  |                                |  | 161                                     | 34                               | 30                               | 88%                        | 171                                   |
| <b>BIOLOGY CONTENT KNOWLEDGE (0235)</b><br><br><i>Test Company: ETS</i><br><i>Score Range: 100-200</i>     | All enrolled students who have completed all nonclinical courses, 2020-21 |  |   |                                 |                                  |                                |  |   | 3                                |                                  |                            |                                       |
|  | Other enrolled students, 2020-21  |  |   |                                 |                                  |                                |  |   | 11                               | 11                               | 100%                       | 161                                   |
|  | All program completers, 2020-21   |  |   |                                 |                                  |                                |  |   | 18                               | 18                               | 100%                       | 168                                   |
|  | All program completers, 2019-20   |  |   |                                 |                                  |                                |  |   | 15                               | 15                               | 100%                       | 169                                   |
|  | All program completers, 2018-19   |  | 1 |                                 |                                  |                                |  | 146                                     | 21                               | 21                               | 100%                       | 168                                   |
| <b>BUSINESS ED CONTENT KNOWLEDGE (5101)</b><br><br><i>Test Company: ETS</i><br><i>Score Range: 100-200</i> | All enrolled students who have completed all nonclinical courses, 2020-21 |  |   |                                 |                                  |                                |  |   | 2                                |                                  |                            |                                       |
|  | Other enrolled students, 2020-21  |  |   |                                 |                                  |                                |  |   | 10                               | 10                               | 100%                       | 170                                   |
|  | All program completers, 2020-21   |  |   |                                 |                                  |                                |  |   | 5                                |                                  |                            |                                       |
|  | All program completers, 2019-20   |  |   |                                 |                                  |                                |  |   | 3                                |                                  |                            |                                       |
|  | All program completers, 2018-19   |  |   |                                 |                                  |                                |  |   | 6                                |                                  |                            |                                       |


Single Assessment Institution-Level Pass Rate Data: *Traditional Teacher Preparation Program Within IHE*

|                      |   | <b>HEOA - Title II<br/>2020 - 2021 Academic Year</b> |                           |                         |                                    |                                   |                          |                           |                     |                                |
|--|---|--|---------------------------|-------------------------|------------------------------------|-----------------------------------|--------------------------|---------------------------|---------------------|--------------------------------|
| <b>Institution Name</b>  |   | Asbury University                                    |                           |                         |                                    |                                   |                          |                           |                     |                                |
| <b>Institution Code</b>  |   | 1019   |                           |                         |                                    |                                   |                          |                           |                     |                                |
| <b>State</b>   |   | Kentucky   |                           |                         |                                    |                                   | April 4, 2022            |                           |                     |                                |
| Assessment Information <sup>1</sup>  | Group   | Number Taking Assessment                             | Number Passing Assessment | Institutional Pass Rate | Institutional Average Scaled Score | Assessment Cut Score <sup>2</sup> | Statewide                |                           |                     |                                |
|  |   |  |                           |                         |                                    |                                   | Number Taking Assessment | Number Passing Assessment | Statewide Pass Rate | Statewide Average Scaled Score |
| <b>CHEMISTRY CONTENT KNOWLEDGE (0245)</b><br><br>Test Company: ETS<br>Score Range: 100-200           | All enrolled students who have completed all nonclinical courses, 2020-21 |  |                           |                         |                                    |                                   |                          |                           |                     |                                |
|  | Other enrolled students, 2020-21  |  |                           |                         |                                    |                                   | 6                        |                           |                     |                                |
|  | All program completers, 2020-21   |  |                           |                         |                                    |                                   | 8                        |                           |                     |                                |
|  | All program completers, 2019-20   |  |                           |                         |                                    |                                   | 3                        |                           |                     |                                |
|  | All program completers, 2018-19   |  |                           |                         |                                    |                                   | 4                        |                           |                     |                                |
| <b>EARTH AND SPACE SCIENCES - CK (5571)</b><br><br>Test Company: ETS<br>Score Range: 100-200         | All enrolled students who have completed all nonclinical courses, 2020-21 |  |                           |                         |                                    |                                   | 1                        |                           |                     |                                |
|  | Other enrolled students, 2020-21  |  |                           |                         |                                    |                                   |                          |                           |                     |                                |
|  | All program completers, 2020-21   |  |                           |                         |                                    |                                   |                          |                           |                     |                                |
|  | All program completers, 2019-20   |  |                           |                         |                                    |                                   | 1                        |                           |                     |                                |
|  | All program completers, 2018-19   |  |                           |                         |                                    |                                   | 1                        |                           |                     |                                |
| <b>ED OF DEAF AND HARD OF HEARING (5272)</b><br><br>Test Company: ETS<br>Score Range: 100-200        | All enrolled students who have completed all nonclinical courses, 2020-21 |  |                           |                         |                                    |                                   | 1                        |                           |                     |                                |
|  | Other enrolled students, 2020-21  |  |                           |                         |                                    |                                   | 1                        |                           |                     |                                |
|  | All program completers, 2020-21   |  |                           |                         |                                    |                                   | 4                        |                           |                     |                                |
|  | All program completers, 2019-20   |  |                           |                         |                                    |                                   | 11                       | 10                        | 91%                 | 168                            |
|  | All program completers, 2018-19   |  |                           |                         |                                    |                                   | 3                        |                           |                     |                                |
| <b>ELEM ED MULTI SUBJ MATHEMATICS (DISC) (5033)</b><br><br>Test Company: ETS<br>Score Range: 100-200 | All enrolled students who have completed all nonclinical courses, 2020-21 |  |                           |                         |                                    |                                   |                          |                           |                     |                                |
|  | Other enrolled students, 2020-21  |  |                           |                         |                                    |                                   |                          |                           |                     |                                |
|  | All program completers, 2020-21   |  |                           |                         |                                    |                                   |                          |                           |                     |                                |
|  | All program completers, 2019-20   |  |                           |                         |                                    |                                   |                          |                           |                     |                                |
|  | All program completers, 2018-19   |  |                           |                         |                                    |                                   | 1                        |                           |                     |                                |


Single Assessment Institution-Level Pass Rate Data: *Traditional Teacher Preparation Program Within IHE*

|                            |   | <b>HEOA - Title II<br/>2020 - 2021 Academic Year</b> |  |  |  |    |                                 |                                  |                                |   |   |                                 |                                  |                            |
|--|---|--|--|--|--|----|---------------------------------|----------------------------------|--------------------------------|---|---|---------------------------------|----------------------------------|----------------------------|
| <b>Institution Name</b>  |   | <b>Asbury University</b>                             |  |  |  |    |                                 |                                  |                                |   |   |                                 |                                  |                            |
| <b>Institution Code</b>  |   | <b>1019</b>  |  |  |  |    |                                 |                                  |                                |   |   |                                 |                                  |                            |
| <b>State</b>   |   | <b>Kentucky</b>                                      |  |  |  |    |                                 |                                  |                                |   |   |                                 |                                  |                            |
|  |   |  |  |  |  |    | <small>April 4, 2022</small>    |                                  |                                |   |   |                                 |                                  |                            |
| <b>Assessment Information<sup>1</sup></b>  |   | <b>Group</b>   |  |  |  |    | <b>Statewide</b>                |                                  |                                |   |   |                                 |                                  |                            |
|  |   |  |  |  |  |    | <b>Number Taking Assessment</b> | <b>Number Passing Assessment</b> | <b>Institutional Pass Rate</b> | <b>Institutional Average Scaled Score</b> | <b>Assessment Cut Score<sup>2</sup></b> | <b>Number Taking Assessment</b> | <b>Number Passing Assessment</b> | <b>Statewide Pass Rate</b> |
| <b>ELEM ED MULTI SUBJ MATHEMATICS (5003)</b><br><br>Test Company: ETS<br>Score Range: 100-200              | All enrolled students who have completed all nonclinical courses, 2020-21 |  |  |  |  | 6  |                                 |                                  |                                | 157                                       | 170                                     | 153                             | 90%                              | 175                        |
|  | Other enrolled students, 2020-21  |  |  |  |  | 12 | 11                              | 92%                              | 173                            | 157                                       | 202                                     | 169                             | 84%                              | 171                        |
|  | All program completers, 2020-21   |  |  |  |  | 29 | 29                              | 100%                             | 179                            | 157                                       | 784                                     | 764                             | 97%                              | 177                        |
|  | All program completers, 2019-20   |  |  |  |  | 32 | 30                              | 94%                              | 177                            | 157                                       | 842                                     | 831                             | 99%                              | 178                        |
|  | All program completers, 2018-19   |  |  |  |  | 18 | 18                              | 100%                             | 182                            | 157                                       | 824                                     | 815                             | 99%                              | 178                        |
| <b>ELEM ED MULTI SUBJ READING LANG ARTS (DISC) (5032)</b><br><br>Test Company: ETS<br>Score Range: 100-200 | All enrolled students who have completed all nonclinical courses, 2020-21 |  |  |  |  |    |                                 |                                  |                                |   |   |                                 |                                  |                            |
|  | Other enrolled students, 2020-21  |  |  |  |  |    |                                 |                                  |                                |   |   |                                 |                                  |                            |
|  | All program completers, 2020-21   |  |  |  |  |    |                                 |                                  |                                |   |   |                                 |                                  |                            |
|  | All program completers, 2019-20   |  |  |  |  |    |                                 |                                  |                                |   |   |                                 |                                  |                            |
|  | All program completers, 2018-19   |  |  |  |  |    |                                 |                                  |                                |   | 1                                       |                                 |                                  |                            |
| <b>ELEM ED MULTI SUBJ READING LANG ARTS (5002)</b><br><br>Test Company: ETS<br>Score Range: 100-200        | All enrolled students who have completed all nonclinical courses, 2020-21 |  |  |  |  | 6  |                                 |                                  |                                | 157                                       | 180                                     | 160                             | 89%                              | 169                        |
|  | Other enrolled students, 2020-21  |  |  |  |  | 12 | 9                               | 75%                              | 162                            | 157                                       | 218                                     | 180                             | 83%                              | 167                        |
|  | All program completers, 2020-21   |  |  |  |  | 29 | 29                              | 100%                             | 169                            | 157                                       | 787                                     | 766                             | 97%                              | 171                        |
|  | All program completers, 2019-20   |  |  |  |  | 32 | 31                              | 97%                              | 169                            | 157                                       | 843                                     | 831                             | 99%                              | 171                        |
|  | All program completers, 2018-19   |  |  |  |  | 18 | 17                              | 94%                              | 172                            | 157                                       | 823                                     | 809                             | 98%                              | 171                        |
| <b>ELEM ED MULTI SUBJ SCIENCES (DISC) (5035)</b><br><br>Test Company: ETS<br>Score Range: 100-200          | All enrolled students who have completed all nonclinical courses, 2020-21 |  |  |  |  |    |                                 |                                  |                                |   |   |                                 |                                  |                            |
|  | Other enrolled students, 2020-21  |  |  |  |  |    |                                 |                                  |                                |   |   |                                 |                                  |                            |
|  | All program completers, 2020-21   |  |  |  |  |    |                                 |                                  |                                |   |   |                                 |                                  |                            |
|  | All program completers, 2019-20   |  |  |  |  |    |                                 |                                  |                                |   |   |                                 |                                  |                            |
|  | All program completers, 2018-19   |  |  |  |  |    |                                 |                                  |                                |   | 1                                       |                                 |                                  |                            |


Single Assessment Institution-Level Pass Rate Data: *Traditional Teacher Preparation Program Within IHE*

|    |   | <b>HEOA - Title II<br/>2020 - 2021 Academic Year</b> |    |                                 |                                  |                                |   |   |                                 |                                  |                            |                                       |
|--|---|--|----|---------------------------------|----------------------------------|--------------------------------|---|---|---------------------------------|----------------------------------|----------------------------|---------------------------------------|
| <b>Institution Name</b>  |   | <b>Asbury University</b>                             |    |                                 |                                  |                                |   |   |                                 |                                  |                            |                                       |
| <b>Institution Code</b>  |   | <b>1019</b>  |    |                                 |                                  |                                |   |   |                                 |                                  |                            |                                       |
| <b>State</b>   |   | <b>Kentucky</b>                                      |    |                                 |                                  |                                | <i>April 4, 2022</i>                      |   |                                 |                                  |                            |                                       |
| <b>Assessment Information<sup>1</sup></b>  |   | <b>Group</b>   |    | <b>Number Taking Assessment</b> | <b>Number Passing Assessment</b> | <b>Institutional Pass Rate</b> | <b>Institutional Average Scaled Score</b> | <b>Assessment Cut Score<sup>2</sup></b> | <b>Statewide</b>                |                                  |                            |                                       |
|  |   |  |    |                                 |                                  |                                |   |   | <b>Number Taking Assessment</b> | <b>Number Passing Assessment</b> | <b>Statewide Pass Rate</b> | <b>Statewide Average Scaled Score</b> |
| <b>ELEM ED MULTI SUBJ SCIENCES (5005)</b><br><br><i>Test Company: ETS</i><br><i>Score Range: 100-200</i>                 | All enrolled students who have completed all nonclinical courses, 2020-21 |  | 6  |                                 |                                  |                                | 159                                       | 170                                     | 131                             | 77%                              | 166                        |                                       |
|  | Other enrolled students, 2020-21  |  | 6  |                                 |                                  |                                | 159                                       | 196                                     | 149                             | 76%                              | 167                        |                                       |
|  | All program completers, 2020-21   |  | 29 | 28                              | 97%                              | 169                            | 159                                       | 782                                     | 740                             | 95%                              | 171                        |                                       |
|  | All program completers, 2019-20   |  | 32 | 29                              | 91%                              | 169                            | 159                                       | 837                                     | 813                             | 97%                              | 171                        |                                       |
|  | All program completers, 2018-19   |  | 18 | 17                              | 94%                              | 166                            | 159                                       | 824                                     | 794                             | 96%                              | 170                        |                                       |
| <b>ELEM ED MULTI SUBJ SOCIAL STUDIES (DISC) (5034)</b><br><br><i>Test Company: ETS</i><br><i>Score Range: 100-200</i>    | All enrolled students who have completed all nonclinical courses, 2020-21 |  |    |                                 |                                  |                                |   |   |                                 |                                  |                            |                                       |
|  | Other enrolled students, 2020-21  |  |    |                                 |                                  |                                |   |   |                                 |                                  |                            |                                       |
|  | All program completers, 2020-21   |  |    |                                 |                                  |                                |   |   |                                 |                                  |                            |                                       |
|  | All program completers, 2019-20   |  |    |                                 |                                  |                                |   |   |                                 |                                  |                            |                                       |
|  | All program completers, 2018-19   |  |    |                                 |                                  |                                |   | 1                                       |                                 |                                  |                            |                                       |
| <b>ELEM ED MULTI SUBJ SOCIAL STUDIES (5004)</b><br><br><i>Test Company: ETS</i><br><i>Score Range: 100-200</i>           | All enrolled students who have completed all nonclinical courses, 2020-21 |  | 6  |                                 |                                  |                                | 155                                       | 170                                     | 144                             | 85%                              | 165                        |                                       |
|  | Other enrolled students, 2020-21  |  | 5  |                                 |                                  |                                | 155                                       | 189                                     | 132                             | 70%                              | 162                        |                                       |
|  | All program completers, 2020-21   |  | 29 | 26                              | 90%                              | 164                            | 155                                       | 782                                     | 710                             | 91%                              | 166                        |                                       |
|  | All program completers, 2019-20   |  | 32 | 28                              | 88%                              | 164                            | 155                                       | 840                                     | 800                             | 95%                              | 167                        |                                       |
|  | All program completers, 2018-19   |  | 18 | 17                              | 94%                              | 165                            | 155                                       | 823                                     | 784                             | 95%                              | 166                        |                                       |
| <b>ENGLISH LANGUAGE ARTS: CONTENT AND ANALYSIS (5039)</b><br><br><i>Test Company: ETS</i><br><i>Score Range: 100-200</i> | All enrolled students who have completed all nonclinical courses, 2020-21 |  |    |                                 |                                  |                                |   | 14                                      | 12                              | 86%                              | 174                        |                                       |
|  | Other enrolled students, 2020-21  |  | 1  |                                 |                                  |                                | 168                                       | 39                                      | 28                              | 72%                              | 174                        |                                       |
|  | All program completers, 2020-21   |  |    |                                 |                                  |                                |   | 82                                      | 80                              | 98%                              | 177                        |                                       |
|  | All program completers, 2019-20   |  | 2  |                                 |                                  |                                | 168                                       | 57                                      | 54                              | 95%                              | 177                        |                                       |
|  | All program completers, 2018-19   |  | 2  |                                 |                                  |                                | 168                                       | 67                                      | 66                              | 99%                              | 176                        |                                       |


Single Assessment Institution-Level Pass Rate Data: *Traditional Teacher Preparation Program Within IHE*

|                       |  | <b>HEOA - Title II<br/>2020 - 2021 Academic Year</b>                      |  |  |  |  |                          |                           |                         |                                    |                                   |                          |                           |                     |                                |
|---|--|---|--|--|--|--|--------------------------|---------------------------|-------------------------|------------------------------------|-----------------------------------|--------------------------|---------------------------|---------------------|--------------------------------|
| <b>Institution Name</b>   |  | Asbury University   |  |  |  |  |                          |                           |                         |                                    |                                   |                          |                           |                     |                                |
| <b>Institution Code</b>   |  | 1019  |  |  |  |  |                          |                           |                         |                                    |                                   |                          |                           |                     |                                |
| <b>State</b>  |  | Kentucky  |  |  |  |  | April 4, 2022            |                           |                         |                                    |                                   |                          |                           |                     |                                |
| Assessment Information <sup>1</sup>   |  | Group   |  |  |  |  | Statewide                |                           |                         |                                    |                                   |                          |                           |                     |                                |
|   |  |   |  |  |  |  | Number Taking Assessment | Number Passing Assessment | Institutional Pass Rate | Institutional Average Scaled Score | Assessment Cut Score <sup>2</sup> | Number Taking Assessment | Number Passing Assessment | Statewide Pass Rate | Statewide Average Scaled Score |
| <b>ENGLISH TO SPEAKERS OF OTHER LANGUAGES (5362)</b><br><br>Test Company: ETS<br>Score Range: 100-200 |  | All enrolled students who have completed all nonclinical courses, 2020-21 |  |  |  |  |                          |                           |                         |                                    |                                   | 1                        |                           |                     |                                |
|   |  | Other enrolled students, 2020-21  |  |  |  |  | 1                        |                           |                         |                                    | 155                               | 1                        |                           |                     |                                |
|   |  | All program completers, 2020-21   |  |  |  |  | 2                        |                           |                         |                                    | 155                               | 7                        |                           |                     |                                |
|   |  | All program completers, 2019-20   |  |  |  |  |                          |                           |                         |                                    |                                   |                          |                           |                     |                                |
|   |  | All program completers, 2018-19   |  |  |  |  | 2                        |                           |                         |                                    | 155                               | 5                        |                           |                     |                                |
| <b>FAMILY AND CONSUMER SCIENCES (5122)</b><br><br>Test Company: ETS<br>Score Range: 100-200           |  | All enrolled students who have completed all nonclinical courses, 2020-21 |  |  |  |  |                          |                           |                         |                                    |                                   | 2                        |                           |                     |                                |
|   |  | Other enrolled students, 2020-21  |  |  |  |  |                          |                           |                         |                                    |                                   |                          |                           |                     |                                |
|   |  | All program completers, 2020-21   |  |  |  |  |                          |                           |                         |                                    |                                   | 13                       | 12                        | 92%                 | 161                            |
|   |  | All program completers, 2019-20   |  |  |  |  |                          |                           |                         |                                    |                                   | 11                       | 11                        | 100%                | 165                            |
|   |  | All program completers, 2018-19   |  |  |  |  |                          |                           |                         |                                    |                                   | 7                        |                           |                     |                                |
| <b>GERMAN WORLD LANGUAGE (5183)</b><br><br>Test Company: ETS<br>Score Range: 100-200                  |  | All enrolled students who have completed all nonclinical courses, 2020-21 |  |  |  |  |                          |                           |                         |                                    |                                   |                          |                           |                     |                                |
|   |  | Other enrolled students, 2020-21  |  |  |  |  |                          |                           |                         |                                    |                                   |                          |                           |                     |                                |
|   |  | All program completers, 2020-21   |  |  |  |  |                          |                           |                         |                                    |                                   |                          |                           |                     |                                |
|   |  | All program completers, 2019-20   |  |  |  |  |                          |                           |                         |                                    |                                   | 1                        |                           |                     |                                |
|   |  | All program completers, 2018-19   |  |  |  |  |                          |                           |                         |                                    |                                   |                          |                           |                     |                                |
| <b>HEALTH AND PE (5857)</b><br><br>Test Company: ETS<br>Score Range: 100-200                          |  | All enrolled students who have completed all nonclinical courses, 2020-21 |  |  |  |  |                          |                           |                         |                                    |                                   | 7                        |                           |                     |                                |
|   |  | Other enrolled students, 2020-21  |  |  |  |  |                          |                           |                         |                                    |                                   | 10                       | 8                         | 80%                 | 163                            |
|   |  | All program completers, 2020-21   |  |  |  |  | 2                        |                           |                         |                                    | 160                               | 23                       | 22                        | 96%                 | 170                            |
|   |  | All program completers, 2019-20   |  |  |  |  | 1                        |                           |                         |                                    | 160                               | 28                       | 28                        | 100%                | 169                            |
|   |  | All program completers, 2018-19   |  |  |  |  | 3                        |                           |                         |                                    | 160                               | 34                       | 33                        | 97%                 | 171                            |

Single Assessment Institution-Level Pass Rate Data: *Traditional Teacher Preparation Program Within IHE*


|               |  | <b>HEOA - Title II<br/>2020 - 2021 Academic Year</b>                      |  |  |  |  |                          |                           |                         |                                    |                                   |                          |                           |                     |                                |
|---|--|---|--|--|--|--|--------------------------|---------------------------|-------------------------|------------------------------------|-----------------------------------|--------------------------|---------------------------|---------------------|--------------------------------|
| <b>Institution Name</b>   |  | Asbury University   |  |  |  |  |                          |                           |                         |                                    |                                   |                          |                           |                     |                                |
| <b>Institution Code</b>   |  | 1019  |  |  |  |  |                          |                           |                         |                                    |                                   |                          |                           |                     |                                |
| <b>State</b>  |  | Kentucky  |  |  |  |  | April 4, 2022            |                           |                         |                                    |                                   |                          |                           |                     |                                |
| Assessment Information <sup>1</sup>   |  | Group   |  |  |  |  | Statewide                |                           |                         |                                    |                                   |                          |                           |                     |                                |
|   |  |   |  |  |  |  | Number Taking Assessment | Number Passing Assessment | Institutional Pass Rate | Institutional Average Scaled Score | Assessment Cut Score <sup>2</sup> | Number Taking Assessment | Number Passing Assessment | Statewide Pass Rate | Statewide Average Scaled Score |
| <b>HEALTH EDUCATION (5551)</b><br><br>Test Company: ETS<br>Score Range: 100-200               |  | All enrolled students who have completed all nonclinical courses, 2020-21 |  |  |  |  |                          |                           |                         |                                    |                                   | 1                        |                           |                     |                                |
|   |  | Other enrolled students, 2020-21  |  |  |  |  |                          |                           |                         |                                    |                                   | 2                        |                           |                     |                                |
|   |  | All program completers, 2020-21   |  |  |  |  |                          |                           |                         |                                    |                                   | 1                        |                           |                     |                                |
|   |  | All program completers, 2019-20   |  |  |  |  |                          |                           |                         |                                    |                                   | 1                        |                           |                     |                                |
|   |  | All program completers, 2018-19   |  |  |  |  |                          |                           |                         |                                    |                                   |                          |                           |                     |                                |
| <b>INTERDIS EARLY CHILD EDUCATION (5023)</b><br><br>Test Company: ETS<br>Score Range: 100-200 |  | All enrolled students who have completed all nonclinical courses, 2020-21 |  |  |  |  |                          |                           |                         |                                    |                                   | 10                       | 10                        | 100%                | 183                            |
|   |  | Other enrolled students, 2020-21  |  |  |  |  |                          |                           |                         |                                    |                                   | 13                       | 12                        | 92%                 | 177                            |
|   |  | All program completers, 2020-21   |  |  |  |  |                          |                           |                         |                                    |                                   | 56                       | 54                        | 96%                 | 178                            |
|   |  | All program completers, 2019-20   |  |  |  |  |                          |                           |                         |                                    |                                   | 73                       | 73                        | 100%                | 179                            |
|   |  | All program completers, 2018-19   |  |  |  |  |                          |                           |                         |                                    |                                   | 63                       | 62                        | 98%                 | 179                            |
| <b>LATIN (5601)</b><br><br>Test Company: ETS<br>Score Range: 100-200                          |  | All enrolled students who have completed all nonclinical courses, 2020-21 |  |  |  |  |                          |                           |                         |                                    |                                   | 1                        |                           |                     |                                |
|   |  | Other enrolled students, 2020-21  |  |  |  |  |                          |                           |                         |                                    |                                   |                          |                           |                     |                                |
|   |  | All program completers, 2020-21   |  |  |  |  |                          |                           |                         |                                    |                                   |                          |                           |                     |                                |
|   |  | All program completers, 2019-20   |  |  |  |  |                          |                           |                         |                                    |                                   |                          |                           |                     |                                |
|   |  | All program completers, 2018-19   |  |  |  |  |                          |                           |                         |                                    |                                   |                          |                           |                     |                                |
| <b>MATHEMATICS CONTENT KNOWLEDGE (5161)</b><br><br>Test Company: ETS<br>Score Range: 100-200  |  | All enrolled students who have completed all nonclinical courses, 2020-21 |  |  |  |  |                          |                           |                         |                                    |                                   | 1                        |                           |                     |                                |
|   |  | Other enrolled students, 2020-21  |  |  |  |  |                          |                           |                         |                                    |                                   | 21                       | 12                        | 57%                 | 161                            |
|   |  | All program completers, 2020-21   |  |  |  |  | 1                        |                           |                         |                                    | 160                               | 37                       | 25                        | 68%                 | 164                            |
|   |  | All program completers, 2019-20   |  |  |  |  | 1                        |                           |                         |                                    | 160                               | 30                       | 29                        | 97%                 | 172                            |
|   |  | All program completers, 2018-19   |  |  |  |  | 1                        |                           |                         |                                    | 160                               | 38                       | 34                        | 89%                 | 167                            |

Single Assessment Institution-Level Pass Rate Data: *Traditional Teacher Preparation Program Within IHE*


|             |  | <b>HEOA - Title II<br/>2020 - 2021 Academic Year</b>                      |  |  |  |  |                                 |                                  |                                |   |   |                                 |                                  |                            |                                       |
|---|--|---|--|--|--|--|---------------------------------|----------------------------------|--------------------------------|---|---|---------------------------------|----------------------------------|----------------------------|---------------------------------------|
| <b>Institution Name</b>   |  | <b>Asbury University</b>  |  |  |  |  |                                 |                                  |                                |   |   |                                 |                                  |                            |                                       |
| <b>Institution Code</b>   |  | <b>1019</b>   |  |  |  |  |                                 |                                  |                                |   |   |                                 |                                  |                            |                                       |
| <b>State</b>  |  | <b>Kentucky</b>   |  |  |  |  |                                 |                                  |                                |   |   |                                 |                                  |                            |                                       |
|   |  |   |  |  |  |  | <small>April 4, 2022</small>    |                                  |                                |   |   |                                 |                                  |                            |                                       |
| <b>Assessment Information<sup>1</sup></b>   |  | <b>Group</b>  |  |  |  |  | <b>Statewide</b>                |                                  |                                |   |   |                                 |                                  |                            |                                       |
|   |  |   |  |  |  |  | <b>Number Taking Assessment</b> | <b>Number Passing Assessment</b> | <b>Institutional Pass Rate</b> | <b>Institutional Average Scaled Score</b> | <b>Assessment Cut Score<sup>2</sup></b> | <b>Number Taking Assessment</b> | <b>Number Passing Assessment</b> | <b>Statewide Pass Rate</b> | <b>Statewide Average Scaled Score</b> |
| <b>MIDDLE SCHOOL ENG LANG ARTS (5047)</b><br><br>Test Company: ETS<br>Score Range: 100-200  |  | All enrolled students who have completed all nonclinical courses, 2020-21 |  |  |  |  | 1                               |                                  |                                |   | 164                                     | 10                              | 2                                | 20%                        | 158                                   |
|   |  | Other enrolled students, 2020-21  |  |  |  |  | 1                               |                                  |                                |   | 164                                     | 29                              | 14                               | 48%                        | 163                                   |
|   |  | All program completers, 2020-21   |  |  |  |  | 1                               |                                  |                                |   | 164                                     | 61                              | 39                               | 64%                        | 165                                   |
|   |  | All program completers, 2019-20   |  |  |  |  |                                 |                                  |                                |   |   | 76                              | 59                               | 78%                        | 168                                   |
|   |  | All program completers, 2018-19   |  |  |  |  |                                 |                                  |                                |   |   | 78                              | 68                               | 87%                        | 168                                   |
| <b>MIDDLE SCHOOL MATHEMATICS (5169)</b><br><br>Test Company: ETS<br>Score Range: 100-200    |  | All enrolled students who have completed all nonclinical courses, 2020-21 |  |  |  |  |                                 |                                  |                                |   |   | 14                              | 10                               | 71%                        | 173                                   |
|   |  | Other enrolled students, 2020-21  |  |  |  |  |                                 |                                  |                                |   |   | 25                              | 17                               | 68%                        | 168                                   |
|   |  | All program completers, 2020-21   |  |  |  |  |                                 |                                  |                                |   |   | 91                              | 82                               | 90%                        | 174                                   |
|   |  | All program completers, 2019-20   |  |  |  |  | 2                               |                                  |                                |   | 165                                     | 103                             | 92                               | 89%                        | 175                                   |
|   |  | All program completers, 2018-19   |  |  |  |  |                                 |                                  |                                |   |   | 93                              | 91                               | 98%                        | 176                                   |
| <b>MIDDLE SCHOOL SCIENCE (5440)</b><br><br>Test Company: ETS<br>Score Range: 100-200        |  | All enrolled students who have completed all nonclinical courses, 2020-21 |  |  |  |  |                                 |                                  |                                |   |   | 4                               |                                  |                            |                                       |
|   |  | Other enrolled students, 2020-21  |  |  |  |  |                                 |                                  |                                |   |   | 17                              | 12                               | 71%                        | 159                                   |
|   |  | All program completers, 2020-21   |  |  |  |  | 1                               |                                  |                                |   | 150                                     | 56                              | 48                               | 86%                        | 158                                   |
|   |  | All program completers, 2019-20   |  |  |  |  |                                 |                                  |                                |   |   | 53                              | 49                               | 92%                        | 161                                   |
|   |  | All program completers, 2018-19   |  |  |  |  |                                 |                                  |                                |   |   | 59                              | 52                               | 88%                        | 159                                   |
| <b>MIDDLE SCHOOL SOCIAL STUDIES (5089)</b><br><br>Test Company: ETS<br>Score Range: 100-200 |  | All enrolled students who have completed all nonclinical courses, 2020-21 |  |  |  |  |                                 |                                  |                                |   |   | 9                               |                                  |                            |                                       |
|   |  | Other enrolled students, 2020-21  |  |  |  |  |                                 |                                  |                                |   |   | 27                              | 24                               | 89%                        | 165                                   |
|   |  | All program completers, 2020-21   |  |  |  |  | 1                               |                                  |                                |   | 149                                     | 64                              | 57                               | 89%                        | 165                                   |
|   |  | All program completers, 2019-20   |  |  |  |  | 2                               |                                  |                                |   | 149                                     | 99                              | 90                               | 91%                        | 166                                   |
|   |  | All program completers, 2018-19   |  |  |  |  |                                 |                                  |                                |   |   | 85                              | 84                               | 99%                        | 166                                   |




Single Assessment Institution-Level Pass Rate Data: *Traditional Teacher Preparation Program Within IHE*

|                              |   | <b>HEOA - Title II<br/>2020 - 2021 Academic Year</b> |                                  |                                |   |   |                                 |                                  |                            |                                       |  |
|--|---|--|----------------------------------|--------------------------------|---|---|---------------------------------|----------------------------------|----------------------------|---------------------------------------|--|
| <b>Institution Name</b>  |   | <b>Asbury University</b>                             |                                  |                                |   |   |                                 |                                  |                            |                                       |  |
| <b>Institution Code</b>  |   | <b>1019</b>  |                                  |                                |   |   |                                 |                                  |                            |                                       |  |
| <b>State</b>   |   | <b>Kentucky</b>                                      |                                  |                                |   |   | <i>April 4, 2022</i>            |                                  |                            |                                       |  |
| <b>Assessment Information<sup>1</sup></b>  |   |  |                                  |                                |   |   | <b>Statewide</b>                |                                  |                            |                                       |  |
| <b>Group</b>   |   | <b>Number Taking Assessment</b>                      | <b>Number Passing Assessment</b> | <b>Institutional Pass Rate</b> | <b>Institutional Average Scaled Score</b> | <b>Assessment Cut Score<sup>2</sup></b> | <b>Number Taking Assessment</b> | <b>Number Passing Assessment</b> | <b>Statewide Pass Rate</b> | <b>Statewide Average Scaled Score</b> |  |
| <b>MUSIC CONTENT &amp; INSTRUCTION (5114)</b><br><br><i>Test Company: ETS</i><br><i>Score Range: 100-200</i> | All enrolled students who have completed all nonclinical courses, 2020-21 |  |                                  |                                |   |   | 11                              | 7                                | 64%                        | 165                                   |  |
|  | Other enrolled students, 2020-21  |  |                                  |                                |   |   | 11                              | 5                                | 45%                        | 161                                   |  |
|  | All program completers, 2020-21   |  |                                  |                                |   |   | 76                              | 57                               | 75%                        | 168                                   |  |
|  | All program completers, 2019-20   | 2  |                                  |                                |   | 162                                     | 78                              | 68                               | 87%                        | 170                                   |  |
|  | All program completers, 2018-19   | 2  |                                  |                                |   | 162                                     | 110                             | 99                               | 90%                        | 168                                   |  |
| <b>PHYSICAL ED CONTENT AND DESIGN (5095)</b><br><br><i>Test Company: ETS</i><br><i>Score Range: 100-200</i>  | All enrolled students who have completed all nonclinical courses, 2020-21 |  |                                  |                                |   |   | 1                               |                                  |                            |                                       |  |
|  | Other enrolled students, 2020-21  |  |                                  |                                |   |   | 4                               |                                  |                            |                                       |  |
|  | All program completers, 2020-21   |  |                                  |                                |   |   | 5                               |                                  |                            |                                       |  |
|  | All program completers, 2019-20   | 1  |                                  |                                |   | 169                                     | 37                              | 34                               | 92%                        | 173                                   |  |
|  | All program completers, 2018-19   | 3  |                                  |                                |   | 169                                     | 37                              | 35                               | 95%                        | 173                                   |  |
| <b>PHYSICS CONTENT KNOWLEDGE (5265)</b><br><br><i>Test Company: ETS</i><br><i>Score Range: 100-200</i>       | All enrolled students who have completed all nonclinical courses, 2020-21 |  |                                  |                                |   |   |                                 |                                  |                            |                                       |  |
|  | Other enrolled students, 2020-21  |  |                                  |                                |   |   | 3                               |                                  |                            |                                       |  |
|  | All program completers, 2020-21   |  |                                  |                                |   |   |                                 |                                  |                            |                                       |  |
|  | All program completers, 2019-20   |  |                                  |                                |   |   |                                 |                                  |                            |                                       |  |
|  | All program completers, 2018-19   |  |                                  |                                |   |   | 4                               |                                  |                            |                                       |  |
| <b>PRINC LEARNING AND TEACHING 5-9 (5623)</b><br><br><i>Test Company: ETS</i><br><i>Score Range: 100-200</i> | All enrolled students who have completed all nonclinical courses, 2020-21 | 1  |                                  |                                |   | 160                                     | 29                              | 29                               | 100%                       | 177                                   |  |
|  | Other enrolled students, 2020-21  | 1  |                                  |                                |   | 160                                     | 36                              | 32                               | 89%                        | 172                                   |  |
|  | All program completers, 2020-21   | 2  |                                  |                                |   | 160                                     | 196                             | 193                              | 98%                        | 176                                   |  |
|  | All program completers, 2019-20   | 3  |                                  |                                |   | 160                                     | 227                             | 226                              | 100%                       | 177                                   |  |
|  | All program completers, 2018-19   | 2  |                                  |                                |   | 160                                     | 220                             | 219                              | 100%                       | 175                                   |  |


Single Assessment Institution-Level Pass Rate Data: *Traditional Teacher Preparation Program Within IHE*

|                 |  | <b>HEOA - Title II<br/>2020 - 2021 Academic Year</b>                      |  |                          |                           |                         |                                    |                                   |                          |                           |                     |                                |  |
|---|--|---|--|--------------------------|---------------------------|-------------------------|------------------------------------|-----------------------------------|--------------------------|---------------------------|---------------------|--------------------------------|--|
| <b>Institution Name</b>   |  | Asbury University   |  |                          |                           |                         |                                    |                                   |                          |                           |                     |                                |  |
| <b>Institution Code</b>   |  | 1019  |  |                          |                           |                         |                                    |                                   |                          |                           |                     |                                |  |
| <b>State</b>  |  | Kentucky  |  |                          |                           |                         | April 4, 2022                      |                                   |                          |                           |                     |                                |  |
| Assessment Information <sup>1</sup>   |  | Group   |  | Number Taking Assessment | Number Passing Assessment | Institutional Pass Rate | Institutional Average Scaled Score | Assessment Cut Score <sup>2</sup> | Statewide                |                           |                     |                                |  |
|   |  |   |  |                          |                           |                         |                                    |                                   | Number Taking Assessment | Number Passing Assessment | Statewide Pass Rate | Statewide Average Scaled Score |  |
| <b>PRINC LEARNING AND TEACHING 7-12 (5624)</b><br><br>Test Company: ETS<br>Score Range: 100-200 |  | All enrolled students who have completed all nonclinical courses, 2020-21 |  |                          |                           |                         |                                    |                                   | 50                       | 49                        | 98%                 | 174                            |  |
|   |  | Other enrolled students, 2020-21  |  |                          |                           |                         |                                    |                                   | 67                       | 59                        | 88%                 | 177                            |  |
|   |  | All program completers, 2020-21   |  | 5                        |                           |                         |                                    | 160                               | 353                      | 349                       | 99%                 | 177                            |  |
|   |  | All program completers, 2019-20   |  | 9                        |                           |                         |                                    | 160                               | 301                      | 298                       | 99%                 | 177                            |  |
|   |  | All program completers, 2018-19   |  | 9                        |                           |                         |                                    | 160                               | 334                      | 332                       | 99%                 | 177                            |  |
| <b>PRINC LEARNING AND TEACHING K-6 (5622)</b><br><br>Test Company: ETS<br>Score Range: 100-200  |  | All enrolled students who have completed all nonclinical courses, 2020-21 |  | 6                        |                           |                         |                                    | 160                               | 142                      | 130                       | 92%                 | 173                            |  |
|   |  | Other enrolled students, 2020-21  |  | 3                        |                           |                         |                                    | 160                               | 134                      | 125                       | 93%                 | 175                            |  |
|   |  | All program completers, 2020-21   |  | 29                       | 29                        | 100%                    | 173                                | 160                               | 816                      | 804                       | 99%                 | 176                            |  |
|   |  | All program completers, 2019-20   |  | 33                       | 31                        | 94%                     | 172                                | 160                               | 880                      | 872                       | 99%                 | 177                            |  |
|   |  | All program completers, 2018-19   |  | 20                       | 20                        | 100%                    | 179                                | 160                               | 874                      | 871                       | 100%                | 177                            |  |
| <b>SE CK AND MILD TO MODERATE APPL (5543)</b><br><br>Test Company: ETS<br>Score Range: 100-200  |  | All enrolled students who have completed all nonclinical courses, 2020-21 |  | 1                        |                           |                         |                                    | 158                               | 21                       | 21                        | 100%                | 172                            |  |
|   |  | Other enrolled students, 2020-21  |  | 1                        |                           |                         |                                    | 158                               | 39                       | 38                        | 97%                 | 171                            |  |
|   |  | All program completers, 2020-21   |  | 3                        |                           |                         |                                    | 158                               | 179                      | 176                       | 98%                 | 173                            |  |
|   |  | All program completers, 2019-20   |  | 7                        |                           |                         |                                    | 158                               | 179                      | 179                       | 100%                | 174                            |  |
|   |  | All program completers, 2018-19   |  | 7                        |                           |                         |                                    | 158                               | 193                      | 192                       | 99%                 | 174                            |  |
| <b>SE CK AND SEVERE TO PROF APPL (5545)</b><br><br>Test Company: ETS<br>Score Range: 100-200    |  | All enrolled students who have completed all nonclinical courses, 2020-21 |  |                          |                           |                         |                                    |                                   | 3                        |                           |                     |                                |  |
|   |  | Other enrolled students, 2020-21  |  |                          |                           |                         |                                    |                                   | 2                        |                           |                     |                                |  |
|   |  | All program completers, 2020-21   |  |                          |                           |                         |                                    |                                   | 28                       | 28                        | 100%                | 178                            |  |
|   |  | All program completers, 2019-20   |  |                          |                           |                         |                                    |                                   | 40                       | 40                        | 100%                | 181                            |  |
|   |  | All program completers, 2018-19   |  |                          |                           |                         |                                    |                                   | 40                       | 40                        | 100%                | 178                            |  |

Single Assessment Institution-Level Pass Rate Data: *Traditional Teacher Preparation Program Within IHE*

|    |   | <b>HEOA - Title II<br/>2020 - 2021 Academic Year</b> |                                  |                                |   |   |                                 |                                  |                            |                                       |  |
|--|---|--|----------------------------------|--------------------------------|---|---|---------------------------------|----------------------------------|----------------------------|---------------------------------------|--|
| <b>Institution Name</b>  |   | <b>Asbury University</b>                             |                                  |                                |   |   |                                 |                                  |                            |                                       |  |
| <b>Institution Code</b>  |   | <b>1019</b>  |                                  |                                |   |   |                                 |                                  |                            |                                       |  |
| <b>State</b>   |   | <b>Kentucky</b>                                      |                                  |                                |   |   | <i>April 4, 2022</i>            |                                  |                            |                                       |  |
|  |   |  |                                  |                                |   |   | <b>Statewide</b>                |                                  |                            |                                       |  |
| <b>Assessment Information<sup>1</sup></b>  | <b>Group</b>  | <b>Number Taking Assessment</b>                      | <b>Number Passing Assessment</b> | <b>Institutional Pass Rate</b> | <b>Institutional Average Scaled Score</b> | <b>Assessment Cut Score<sup>2</sup></b> | <b>Number Taking Assessment</b> | <b>Number Passing Assessment</b> | <b>Statewide Pass Rate</b> | <b>Statewide Average Scaled Score</b> |  |
| <b>SE CORE KNOWLEDGE &amp; APPLICATIONS (5354)</b><br><br><i>Test Company: ETS</i><br><i>Score Range: 100-200</i>        | All enrolled students who have completed all nonclinical courses, 2020-21 |  |                                  |                                |   |   | 1                               |                                  |                            |                                       |  |
|  | Other enrolled students, 2020-21  |  |                                  |                                |   |   |                                 |                                  |                            |                                       |  |
|  | All program completers, 2020-21   |  |                                  |                                |   |   | 35                              | 35                               | 100%                       | 179                                   |  |
|  | All program completers, 2019-20   |  |                                  |                                |   |   | 34                              | 34                               | 100%                       | 174                                   |  |
|  | All program completers, 2018-19   |  |                                  |                                |   |   | 33                              | 33                               | 100%                       | 181                                   |  |
| <b>SOCIAL STUDIES CONTENT &amp; INTERPRETATION (5086)</b><br><br><i>Test Company: ETS</i><br><i>Score Range: 100-200</i> | All enrolled students who have completed all nonclinical courses, 2020-21 |  |                                  |                                |   |   | 20                              | 16                               | 80%                        | 160                                   |  |
|  | Other enrolled students, 2020-21  |  |                                  |                                |   |   | 47                              | 35                               | 74%                        | 164                                   |  |
|  | All program completers, 2020-21   | 1  |                                  |                                |   | 153                                     | 103                             | 97                               | 94%                        | 165                                   |  |
|  | All program completers, 2019-20   | 3  |                                  |                                |   | 153                                     | 90                              | 86                               | 96%                        | 167                                   |  |
|  | All program completers, 2018-19   | 1  |                                  |                                |   | 153                                     | 70                              | 69                               | 99%                        | 165                                   |  |
| <b>SPANISH WORLD LANGUAGE (5195)</b><br><br><i>Test Company: ETS</i><br><i>Score Range: 100-200</i>                      | All enrolled students who have completed all nonclinical courses, 2020-21 |  |                                  |                                |   |   | 1                               |                                  |                            |                                       |  |
|  | Other enrolled students, 2020-21  |  |                                  |                                |   |   | 3                               |                                  |                            |                                       |  |
|  | All program completers, 2020-21   |  |                                  |                                |   |   | 9                               |                                  |                            |                                       |  |
|  | All program completers, 2019-20   |  |                                  |                                |   |   | 10                              | 7                                | 70%                        | 168                                   |  |
|  | All program completers, 2018-19   |  |                                  |                                |   |   | 14                              | 8                                | 57%                        | 168                                   |  |
| <b>SPEECH LANGUAGE PATHOLOGY (5331)</b><br><br><i>Test Company: ETS</i><br><i>Score Range: 100-200</i>                   | All enrolled students who have completed all nonclinical courses, 2020-21 |  |                                  |                                |   |   |                                 |                                  |                            |                                       |  |
|  | Other enrolled students, 2020-21  |  |                                  |                                |   |   |                                 |                                  |                            |                                       |  |
|  | All program completers, 2020-21   |  |                                  |                                |   |   | 29                              | 28                               | 97%                        | 176                                   |  |
|  | All program completers, 2019-20   |  |                                  |                                |   |   | 23                              | 23                               | 100%                       | 174                                   |  |
|  | All program completers, 2018-19   |  |                                  |                                |   |   | 30                              | 30                               | 100%                       | 178                                   |  |

**Single Assessment Institution-Level Pass Rate Data: Traditional Teacher Preparation Program Within IHE**

|     |   | <b>HEOA - Title II<br/>2020 - 2021 Academic Year</b> |                           |                         |                                    |                                   |                          |                           |                     |                                |
|---|---|--|---------------------------|-------------------------|------------------------------------|-----------------------------------|--------------------------|---------------------------|---------------------|--------------------------------|
| <b>Institution Name</b>   |   | Asbury University                                    |                           |                         |                                    |                                   |                          |                           |                     |                                |
| <b>Institution Code</b>   |   | 1019   |                           |                         |                                    |                                   |                          |                           |                     |                                |
| <b>State</b>  |   | Kentucky   |                           |                         |                                    |                                   |                          |                           |                     |                                |
|   |   |  |                           |                         |                                    |                                   | April 4, 2022            |                           |                     |                                |
| Assessment Information <sup>1</sup>   | Group   | Number Taking Assessment                             | Number Passing Assessment | Institutional Pass Rate | Institutional Average Scaled Score | Assessment Cut Score <sup>2</sup> | Statewide                |                           |                     |                                |
|   |   |  |                           |                         |                                    |                                   | Number Taking Assessment | Number Passing Assessment | Statewide Pass Rate | Statewide Average Scaled Score |
| <b>TECHNOLOGY EDUCATION (5051)</b><br><br>Test Company: ETS<br>Score Range: 100-200 | All enrolled students who have completed all nonclinical courses, 2020-21 |  |                           |                         |                                    |                                   |                          |                           |                     |                                |
|   | Other enrolled students, 2020-21  |  |                           |                         |                                    |                                   |                          |                           |                     |                                |
|   | All program completers, 2020-21   |  |                           |                         |                                    |                                   | 1                        |                           |                     |                                |
|   | All program completers, 2019-20   |  |                           |                         |                                    |                                   |                          |                           |                     |                                |
|   | All program completers, 2018-19   |  |                           |                         |                                    |                                   |                          |                           |                     |                                |
| <b>THEATRE (5641)</b><br><br>Test Company: ETS<br>Score Range: 100-200              | All enrolled students who have completed all nonclinical courses, 2020-21 |  |                           |                         |                                    |                                   |                          |                           |                     |                                |
|   | Other enrolled students, 2020-21  |  |                           |                         |                                    |                                   | 1                        |                           |                     |                                |
|   | All program completers, 2020-21   |  |                           |                         |                                    |                                   | 4                        |                           |                     |                                |
|   | All program completers, 2019-20   |  |                           |                         |                                    |                                   | 1                        |                           |                     |                                |
|   | All program completers, 2018-19   |  |                           |                         |                                    |                                   | 1                        |                           |                     |                                |

Note: In cases where there are less than ten students taking the assessment or license/certificate, the number passing and pass rate are not reported.  
<sup>1</sup>Tests with multiple delivery options (computer, paper, etc.) will be noted with the assessment code for one format only.  
<sup>2</sup>Cut scores may vary for groups depending upon when the cut scores are established by the state and when each group completed their teacher certification or licensure assessment.